



Under the auspices
of the DOG

The German Society
of Ophthalmology

Final program

VI. International Symposium on AMD Age-Related Macular Degeneration – Emerging Concepts Exploring known and Identifying new Pathways

September 11th - 12th, 2015
Baden-Baden, Germany

**Deadline for early registration:
August 1st, 2015**

www.AMD2015.org

Dear Colleague,



During recent years there have been major advances in understanding pathogenetic factors in multifactorial, complex AMD. The recent revolution in genetic, genomic and molecular biological studies has contributed significantly to our understanding of AMD.

However, many open questions are still to be addressed. We are approaching an era of new targets for therapy based on better differentiation and refined phenotyping of age-related macular disease. Four years after the last international Baden-Baden AMD meeting we will review emerging concepts to ask new questions and spur new thinking. The Classification of Atrophy Meeting (CAM-2), supported by the Dr. Werner Jackstädt-Foundation, will precede the AMD meeting.

We welcome you to beautiful Baden-Baden in the heart of the Blackwood Forest to the

**VI. International Symposium on AMD:
Age-related Macular Degeneration –
Emerging Concepts**
- Exploring known and Identifying new Pathways -
under the auspices of the DOG

and look very much forward to a stimulating and inspiring conference.

A handwritten signature in blue ink that reads "Daniel Pauleikhoff".

Daniel Pauleikhoff

A handwritten signature in blue ink that reads "Frank G. Holz".

Frank G. Holz

Table of contents

Sponsors	2
General information	3 - 5
Scientific Program	7 - 20
Posters	21 - 22
Social events	23
Authors	24 - 27
Exhibitors	28
Travel	29

Sponsors

We thank the Dr. Werner Jackstädt-Foundation for the generous support of the Classification of Atrophy Meeting 2 - CAM-2.

www.jackstaedt-stiftung.de



We thank the following companies for their generous support of the VI. International Symposium on AMD: Age-related Macular Degeneration – Emerging Concepts - Exploring known and Identifying new Pathways - under the auspices of the DOG:

Platin sponsors:

Bayer HealthCare
www.bayer.de
Sponsoring: 25.000 €



Novartis Pharma GmbH
www.novartis.de
Sponsoring: 25.000 €



Gold sponsors:

F. Hoffmann-La Roche Ltd.
www.roche.com



Heidelberg Engineering GmbH
www.HeidelbergEngineering.de



Carl Zeiss Meditec Vertriebsgesellschaft mbH
www.meditec.zeiss.com



Optovue
www.optovue.com



Silver sponsors:

D.O.R.C. Deutschland GmbH
www.dorc.eu



OmniVision GmbH
www.omnivision.de



Théa Pharma GmbH
www.theapharma.de



Pharm-Allergan GmbH
www.allergan.de



Bronze sponsor:

Bausch + Lomb
www.bausch-lomb.de



General information

Date

Friday, September 11th, 2015 08.30 → 18.30

Saturday, September 12th, 2015 08.30 → 17.00

Venue

Kongresshaus Baden-Baden

Augustaplatz 10

D-76530 Baden-Baden

Germany

Internet: www.kongresshaus.de



Homepage

www.AMD2015.org

Scientific program

Daniel Pauleikhoff

St. Franziskus Hospital

Department of Ophthalmology

Hohenzollernring 74

D-48145 Münster, Germany

Phone: +49 (0)2 51 / 93 52-7 11

Fax: +49 (0)2 51 / 93 52-7 19

E-Mail: dapauleikhoff@Münster.de



Frank G. Holz

Department of Ophthalmology

University of Bonn

Ernst-Abbe-Straße 2

D-53105 Bonn, Germany

Phone: +49 (0)2 28 /28 71-56 47

Fax: +49 (0)2 28 /28 71-56 03

E-Mail: frank.holz@ukb.uni-bonn.de



Organisation

Congress-Organisation Gerling GmbH

Werftstraße 23

D-40549 Düsseldorf, Germany

Phone: +49 (0)2 11 / 59 22 44

Fax: +49 (0)2 11 / 59 35 60

E-Mail: info@congresse.de

Internet: www.congresse.de

Parking facilities

Parking garage at the Kongresshaus

Information Hotline

+49 (0)2 11 / 5 37 02 69

Opening hours congress office

Friday, September 11th, 2015 07.30 → 18.30

Saturday, September 12th, 2015 08.00 → 17.00

Official Language

English

Deadline for early registration

August 1st, 2015

Fees

Booking	before August 1 st , 2015	after August 1 st , 2015
Regular	€ 320	€ 350
Resident*, Fellow*	€ 180	€ 210
Student*, unemployed person*	€ 140	€ 170

incl. VAT and excl. foreign transfer fees

* presentation of appropriate proof of status is required at the time of online-registration or may also be faxed to +49 (0)2 11 / 59 35 60; otherwise the regular fee will be charged.

Payment

by bank transfer (bank details are quoted on your confirmation) or by credit card:
VISA, American Express, Mastercard, Paypal

Important notes for participants

Reduced participation fees only apply upon appropriate proof of status.

Registration fees include lunches (Friday & Saturday), coffee breaks and the abstract booklet.

If you register late or on site we cannot guarantee for lunch and/or participation in the social program.

You are encouraged to apply for the meeting either online, by mail or by fax. Cancellation for the symposium has to be made via e-mail or via fax (+49 (0)2 11 / 59 35 60) by September 6th, 2015 and is subject to an administration fee of € 20. No refunds can be granted for cancellations received after September 6th, 2015. Changes, errors and misprints excepted.

CME credits

The symposium will be certified as further education according to the guidelines of the German Medical Association. We also applied to the European Accreditation Council for Continuing Medical Education (EACCME) to qualify the symposium for the provision of CME credits given to attending medical specialist. The EACCME is an institution of the European Union of Medical Specialists (UEMS). EACCME credits are recognized by the American Medical Association towards the Physician's Recognition Award (PRA).

Hotels

Hotel Merkur**** (approx. 2 min. walking distance)

www.hotel-merkur.com

SR: € 120 DR: € 120

Reservation deadline: 13th July, 2015

Heliopark Bad Hotel zum Hirsch**** (approx. 10 min. walking distance)

www.heliopark-hirsch.de

SR: € 176 DR: € 176

Reservation deadline: 4th September, 2015

Radisson Blu Badischer Hof**** (approx. 13 min. walking distance)

www.hotel-badischerhof-badenbaden.de

SR: € 125 DR: € 174

Reservation deadline: 13th July, 2015

Atlantic Parkhotel**** (approx. 5 min. walking distance)

www.atlantic-parkhotel.de

SR: € 159 DR: € 279

Reservation deadline: 9th July, 2015

Brenners Park Hotel & Spa***** (approx. 5 min. walking distance)

www.brenners.com

SR: € 303 DR: on request only

Reservation deadline: 15th July, 2015

All of the room rates incl. breakfast buffet.

Presentations

L = Lectures: 12 min presentation + 2 min discussion

P = Papers: 6 min presentation + 2 min discussion

Poster: Pinboard (1.60 m height x 1.30 m width)

Projection

PowerPoint Presentation on USB-Stick, DVD or CD-R

Scientific Program

Friday, 11th September 2015

- 08.30 **Opening remarks and welcome** **Auditorium**
Daniel Pauleikhoff
Frank G. Holz
- 08.35 **1st Session** **Auditorium**
↓ **Genetic risk factors for AMD susceptibility**
10.30 **Chair: John G. Flannery (Berkeley)**
 Bernhard H.F. Weber (Regensburg)
- 01 P **Johanna Colijn, G.H.S. Buitendijk, J.R. Vingerling, A. Hofman, C.C.W. Klaver**
(Rotterdam)
Changing prevalence of AMD in Europe
- 02 L **Bernhard H. F. Weber (Regensburg)**
AMD polymorphisms – risk vs. protection
- 03 P **Eveline Kersten, Y.T.E. Lechanteur, N.T.M. Saksens, M.J. Geerlings, T. Schick,**
S. Fauser, C.J.F. Boon, A.I. den Hollander, C.B. Hoyng (Nijmegen, Cologne, Leiden)
The majority of familial AMD can be explained by clustering
of common risk factors
- 04 P **Yara Lechanteur, T. Schick, J.M.M. Groenewoud, L. Ersoy, S. Liakopoulos,**
A.I. den Hollander, C.B. Hoyng, B.J. Klevering (Nijmegen, Cologne)
The level of complement activation varies between the stages of AMD
- 05 P **Michael Oeverhaus, M. Dietzel, V. Meyer zu Westrup, D. Pauleikhof, H. W. Hense**
(Münster, Marburg)
Correlation between morphological and functional changes in patients with
early AMD and the presence of risk polymorphisms in CFH- and ARMS2 genes
- 06 L **John G. Flannery (Berkeley)**
Engineering viral gene transfer vectors to treat retinal dystrophies
- 07 L **Andrew Lotery (Southampton)**
Gene therapy for macular degeneration
- 08 P **Verena Meyer zu Westrup, M. Dietze, D. Pauleikhoff, H.-W. Hense**
(Münster, Giessen)
Prospective assessment of macular pigment over time –
results from the Münster Ageing Retina Study

Friday

09 P **Fridbert Jonasson**, D. Fisher, G. Eiriksdottir, S. Sigurdsson, R. Klein, L. Loner, T. Harris, V. Gudnason, M.-F. Cotch
(Reykjavik, Bethesda, Kopavogur, Madison)
Elevated plasma HDL-cholesterol is associated with incident early AMD and progression to geographic atrophy and not to exudative AMD

Keynote Lecture

10 L **Alan C. Bird** (London)
Disease mechanisms in age-related macular degeneration – Concepts and Challenges

10.30 **Panel discussion**
↓
Implications of genetic risk factors – towards prevention and new therapies

10.50 **Moderator:**
Daniel Pauleikhoff (Münster)

Participants:

Alan C. Bird (London)
Emily Y. Chew (Bethesda)
John G. Flannery (Berkeley)
Carel B. Hoyng (Nijmegen)
Andrew Lotery (Southampton)
Bernhard H. F. Weber (Regensburg)

10.50 **Coffee break in the industrial exhibition area**

↓
11.20 Sponsored by 

11.20 **2nd Session**

Auditorium

↓
Inflammation, Complement and Inflammasome in AMD

13.00 **Chair: Robert F. Mullins** (Iowa City)
Imre Lengyel (London)

11 P **Thomas Ach**, R.T. Smith, Z. Ablonczy, J. Hillenkamp, R. Heintzmann, K.R. Sloan, C.A. Curcio (Würzburg, New York, Charleston, Jena, Birmingham)
As the bright light dims: loss of lipofuscin-attributable autofluorescence from RPE in aging and AMD

12 P **Xavier Guillonéau**, O. Levy, S. Lavalette, J.-A. Sahel, P. Sullivan, F. Sennlaub (Paris, Durham)
APOE-isoform dependent effects on subretinal inflammation and cardinal features of AMD

13 L **Tim U. Krohne** (Bonn)
Role of the inflammasome in AMD

14 L **Christine A. Curcio** (Birmingham)
Deposits under the retina and complement activation

Friday

- 15 P **Olaf Strauß**, C. Busch, A. Genewsky, C. Huber, C. Skerka, P. Zipfel, B. Rohrer (Berlin, Munich, Jena, Charleston)
Complement signaling at the RPE
- 16 P **Martin Busch**, S. Wasmuth, G. Spital, A. Lommatzsch, D. Pauleikhoff (Münster)
Activation of Erk1/2 signaling pathway by complement serum in UV-POS pretreated ARPE-19 cells
- 17 P **Catharina Busch**, S. Jacob, C. Huber, C. Skerka, P.F. Zipfel, A. M. Joussem, O. Strauß (Berlin, Jena)
Effect of AMD patients' sera on ARPE-19 cells in comparison to normal human serum
- 18 P **Susanne Wasmuth**, M. Busch, A. Lommatzsch, D. Pauleikhoff (Münster)
Altered viability by complement on zinc-supplemented retinal pigment epithelial cells
- 19 L **Diana Pauly** (Regensburg)
Different approaches for complement therapy in AMD
- 20 P **Dzenita Smalhodzic**, F. van Asten, A.M. Blom, F.C. Mohlin, A.I. den Hollander, J.P.H. van de Ven, R.A.C. van Huet, J.M.M. Groenewoud, Y. Tian, T.T.J.M. Berends (Nijmegen, Malmö, Maastricht, Cologne, Düsseldorf, Leiden)
Zinc supplementation inhibits complement activation in AMD

13.00



14.15

Lunch

Sponsored by  Bayer HealthCare

14.15 **3rd Session**



15.45

Inflammation, Complement and cellular immune system in AMD

Chair: Andrew Dick (Bristol)

Philip J. Luthert (London)

Auditorium

Keynote Lecture

21 L

Jayakrishna Ambati (Lexington)

Inflammatory pathways in AMD – what have we learned so far?

22 L

Robert F. Mullins (Iowa City)

MAC deposition in the choroid, BM and sub-RPE deposits

23 L

Glen Jeffery (London)


Composition of sub-RPE material

24 L

Imre Lengyel (London)


Drusen biogenesis - role of hydroxyapatite?

Friday


- 25 L **Philip J. Luthert (London)**
Cellular immune system and AMD
- 26 L **Andrew Dick (Bristol)**
Parainflammation and macrophages modulation in AMD
- 15.45 **Coffee break at the posters – Poster Session I (see page 21)**
↓
16.45 Sponsored by 
- 16.45 **4th Session** **Auditorium**
↓
Defining the phenotypic variations in AMD
18.30 **Chair: Glenn J. Jaffe (Durham)**
SriniVas R. Sadda (Los Angeles)
- 27 P **Peter Gouras (New York)**
AMD in the monkey
- 28 L **Carel B. Hoyng (Nijmegen)**
Late-onset macular atrophy – how to differentiate disease entities
- 29 P **Moritz Lindner, S. Lambertus, N. Bax, M. Mauschitz, E. Kersten, M. Schmid,**
S. Schmitz-Valckenberg, C.B. Hoyng, F.G. Holz, M. Fleckenstein (Bonn, Nijmegen)
Comparison of geographic-atrophy progression in late-onset Stargardt disease
and AMD
- 30 L **Monika Fleckenstein (Bonn)**
Foveal sparing in geographic atrophy
- 31 L **SriniVas R. Sadda (Los Angeles)**
OCT-angiographic findings widefield imaging in AMD
- 32 L **Glenn J. Jaffe (Durham)**
Implications of changes in the outer retina in exudative AMD
- 33 P **Zsolt Ablonczy, H.E. Bowrey, K.L. Schey, R.K. Crouch**
(Columbia, New Brunswick, Nashville)
Multimodal imaging of the retinal pigment epithelium and Bruch’s membrane
to uncover molecular predictors of AMD
- 34 **SriniVas R. Sadda (Los Angeles)**
Giovanni Staurenghi (Milan)
Frank G. Holz (Bonn)
Results of the International Classification of Atrophy consensus
Meeting (CAM-1 and CAM-2)
- 18.30 **End of the first day**
- 20.00 **Reception and Galadinner at “Brenner’s Park Hotel”**
followed by Clubbing

Scientific Program

Saturday, 12th September 2015

- 08.30 **5th Session** **Auditorium**
↓
Neurobiology of the outer retina and management I
- 10.10 **Chair: John Marshall** (London)
 Thomas Langmann (Cologne)
- 35 P **Ulrich Schraermeyer**, S. Schmelze, S. Schultheiss, S. Julien, T. Oltrup, T. Bende,
 A. Tschulakow (Tübingen)
 The anatomy of the foveola reinvestigated
- 36 P **Yuchen Lin**, M. Karlstetter, S. Jacob, S. Micklisch, S. Fauser, D. Pauly, T. Langmann,
 P.F. Zipfel, C. Skerka
 (Jena, Cologne, Berlin, Regensburg)
 **Age-related Maculopathy Susceptibility Protein 2 (ARMS2) interacts with human
 properdin**
- 37 L **John Marshall** (London)
 Correlation of Alzheimers and AMD
- 38 L **Sobha Sivaprasad** (London)
 Neuronal dysfunction in diabetic retinal disease; implications for AMD
- 39 L **Thomas Langmann** (Cologne)
 Microglia in AMD
- 40 L **Lois Smith** (Boston)
 Photoreceptor energetics and its relevance to AMD
- 41 L **Uwe Wolfrum** (Mainz)
 “Aging” of photoreceptor outer segments
- 42 L **Keynote Lecture**
 Dean Bok (Los Angeles)
 **What do we know about the cell biology of chromosome 1 and chromosome 10
 mutations and their role in the etiology of AMD?**
- 10.10 **Coffee break at the posters – Poster Session II (see page 21)**
↓
10.50 Sponsored by 

Saturday

- 10.50 6th Session
↓
13.15 **Neurobiology of the outer retina and management II**
Chair: Christine Curcio (Birmingham)
Adnan Tufail (London)
- 43 P Yuhua Zhang, X. Wang, M. Clark, C. Owsley, C.A. Curcio (Birmingham)
The impact of subretinal drusenoid deposits (SDD) on surrounding photoreceptors revealed by multimodal imaging and mesopic and scotopic microperimetry
- 44 P Peter Charbel Issa, M. Gliem, D. Hendig, R.P. Finger, F.G. Holz (Bonn)
Reticular pseudodrusen associated with Bruch's membrane diseases: Sorsby's fundus dystrophy and pseudoxanthoma elasticum
- 45 L Wolf M. Harmening (Bonn)
Monitoring of photoreceptor survival by AO-SLO
- 46 L Stephen Beatty (Waterford)
The role of supplemental macular carotenoids in healthy and diseased retinae
- 47 L Janet Sparrow (New York)
Visual Cycle adducts and AMD
- 48 L Emily Y. Chew (Bethesda)
Can we influence the risk for AMD – new results from AREDS 2
- 49 P Julia S. Steinberg, M. Fleckenstein, R. Fimmers, F.G. Holz, S. Schmitz-Valckenberg (Bonn)
Correlation of outer nuclear layer thickness with scotopic and photopic fundus-controlled perimetry in patients with reticular drusen
- 50 P Martin Zinkernagel, D. Jaggi, S. Wolf, L. Berger, A. Ebnetter (Bern)
Inner nuclear layer thickening in patients with geographic atrophy
- 51 P Steffen Schmitz-Valckenberg (Bonn)
Imaging biomarkers for geographic atrophy progression
- 52 L R. Theodore Smith, Z. Ablonczy, G. Gerig, S. Hong, Y. Tong, T. B. Ami, C. Curcio, T. Ach (New York, Columbia, Salt Lake City, Birmingham, Würzburg)
Hyperspectral autofluorescence (AF) imaging of the retinal pigment epithelium (RPE) ex vivo in AMD
- 53 L Deborah Ferrington (Minneapolis)
Mitochondria as a therapeutic target for treating AMD
- 54 L Martin Rudolf (Lübeck)
New therapeutic strategies for outer retinal aging changes
- 13.15 Lunch
↓
14.20 Sponsored by 

- 14.20 7th Session
↓
16.30 **Neurobiology of the outer retina and management III**
Chair: Richard F. Spaide (New York)
Sebastian Wolf (Bern)
- 55 L Giovanni Staurenghi (Milan)
OCT-angiography and en-face SD-OCT imaging in AMD
- 56 P Richard B. Rosen (New York)
OCT angiography – segmentation challenges in AMD
- 57 P Marie-Louise Farecki, M. Ziegler, B. Heimes, M. Gutfleisch, G. Spital, A. Lommatzsch, D. Pauleikhoff (Münster)
Exudative AMD in OCT-angiography – correlation of classic and occult CNV in fluorescein angiography and OCT-angiography
- 58 L **Keynote Lecture**
Richard F. Spaide (New York)
New concepts of Anti-VEGF-treatment in AMD by OCT angiography
- 59 P Akio Oishi, A. Tsujikawa, N. Yoshimura (Kyoto)
The effect of aflibercept on polypoidal choroidal vasculopathy
- 60 L Adnan Tufail (London)
Is a phenotypical differentiation important for the treatment of exudative AMD?
- 61 L Sebastian Wolf (Bern)
Long-term changes in the outer retina and its relevance for monitoring and outcomes during anti-VEGF therapy
- 62 P Freekje van Asten, L. Lorés-Motta, A.I. den Hollander, S. Fauser, C.B. Hoyng (Nijmegen, Cologne)
Pharmacogenetics in neovascular AMD: useful or useless?
- 63 P Alexa Klettner, M. Dithmer, J. Roeder (Kiel)
Fc-receptors in uptake and transport of bevacizumab and aflibercept in retinal pigment epithelial cells
- 64 P Laura Lorés de Motta, F. van Asten, P. Muether, D. Smailhodzic, J.C. Chen, R.K. Koenekoop, S. Fauser, C. Hoyng, A. den Hollander, E. de Jong (Nijmegen, Cologne, Montreal)
A genetic variant in NRP1 is associated with worse response to ranibizumab treatment in neovascular AMD
- 65 P Nadine Reichhart, S. Crespo-Garcia, N. Kociok, A.M. Jousen, O. Strauß (Berlin)
Role of PlGF in CNV

16.30



17.00

Panel discussion

Future of therapies in AMD

Moderator:

Frank G. Holz (Bonn)

Daniel Pauleikhoff (Münster)

Participants:

Emily Y. Chew (Bethesda)

Richard F. Spaide (New York)

Giovanni Staurenghi (Milan)

Sebastian Wolf (Bern)

17.00

Award ceremony:

Young Research Award

for the best three presentations (3 x 500 €)

Closing summary – Adjourn

Saturday



Posters

Poster sessions (Coffee breaks at the posters)

Session I: Friday, 11th September 2015, 15.45 → 16.45

Session II: Saturday, 12th September 2015, 10.10 → 10.50

- Po1 Poster **Elod Kortvely**, M. Dierstein, F. Klose, S. Dammeier, K. Schenke-Layland, M. Ueffing (Tübingen, Stuttgart, Los Angeles)
Use of laser capture microdissection coupled mass spectrometry to analyze the choroidal proteome in healthy and AMD eyes
- Po2 Poster **Peter Heiduschka**, L. Pohlmann, D. Niekämper, L. Lahme, N. Eter (Münster)
Can inhibition of interleukin-8 be a new therapy option in neovascular AMD?
- Po3 Poster **Ulrich Schraermeyer**, T. Taubitz, L.-P. Steinbrenner, T. Peters, A. Biesemeier, M. Rittgarn, S. Schultheiss, A. Tschulakow, S. Julien (Tübingen)
Intravitreal injection of Fc-fragments induced infiltration of macrophages into the vitreous and retina.
- Po4 Poster **Nicole Schäfer**, D. Pauly, R. Föckler, E. Eckert, A. Dannullis, J. Reinders, B.H.F. Weber, C. Skerka (Regensburg, Jena)
Newly generated antibodies affect the functional role of CFHR3 in complement and AMD
- Po5 Poster **Saskia Jacob**, C. Busch, A.-K.B. Maier, M. Rehak, O. Strauss, P.F. Zipfel, C. Skerka, A.M. Jousen (Berlin, Jena)
ARMS2- and CFH risk genotypes in AMD: a cohort study analysis of a new Charité database
- Po6 Poster **Maartje Geerlings**, N.T.M. Saksens, B. Bakker, T. Schick, S. Fauser, C.J.F. Boon, E.K. de Jong, C.B. Hoyng, A.I. den Hollander (Nijmegen, Cologne, Leiden)
Rare variants in complement genes associated with AMD cluster in multiplex families and result in a lower age at onset
- Po7 Poster **Johanna Madeleine Walz**, D. Boehringer, H.L. Deissler, L. Faerber, J. Goepfert, P. Heiduschka, S.M. Kleeberger, A. Klettner, T.U. Krohne, N. Schneiderhan-Marra, F. Ziemssen, A. Stahl (Freiburg, Regensburg, Ulm, Nürnberg, Tübingen, Münster, Bonn, Kiel)
Pre-analytical parameters affecting VEGF measurements from human plasma
- Po8 Poster **Matthias Gutfleisch**, M.-L. Farecki, B. Heimes, G. Spital, A. Lommatzsch, D. Pauleikhoff (Münster)
Exudative AMD in OCT-angiography – correlation of fluorescein angiography and OCT-angiography of pigment epithelial tears of progressive pigment epithelial detachment
- Po9 Poster **Petra P. Fang**, N. Eter, A. Wolf, P. Charbel Issa, F. G. Holz, T. U. Krohne (Bonn, Münster, München)
Ranibizumab in pigment epithelial tears secondary to AMD – a prospective, multicenter, investigator-initiated trial (RIP Study)

- P10 Poster **Frank G. Holz** on behalf of the LUMINOUS Steering Committee (Bonn)
Effectiveness of ranibizumab for the treatment of neovascular AMD: Real world outcomes from the second interim analysis of the LUMINOUSN study
- P11 Poster **Thomas Wecker**, C. Ehlken, A. Bühler, C. Lange, D. Böhringer, H. Agostini, A. Stahl (Freiburg)
Effects of demographic variables on long-term anti-VEGF treatment patterns
- P12 Poster **Stanislav Saksonov**, S. Suk, A. Teslenko (Kiev)
Anti-VEGF resistant form of ARMD. Micropulse laser treatment of serous RPE detachment
- P13 Poster **Cosme Ildefonso Naval**, K. Corpus (Manila)
Intravitreal Injection of autologous serum for different retinal conditions
- P14 Poster **Britta Heimes**, H. Albrecht, C. Weigand, G. Spital, A. Lommatzsch, D. Pauleikhoff (Münster)
Influence of a telemedicine network on patient satisfaction and compliance with recommended dates in patients with exudative AMD
- P15 Poster **Robert Wilke**, H.G. Sachs (Dresden)
Real life data from Saxony: Adherence to treatment and ease of access to anti-VEGF medication determine long term functional outcome in AMD
- P16 Poster **Carsten H. Meyer** (Aarau)
Novel bifocal macular lens may restore reading vision in eyes with maculopathies
- P17 Poster **Thomas Theelen**, M.M. Teussink, M.B. Breukink, C.B. Hoyng (Nijmegen)
OCT angiography compared to fluorescein and ICG angiography in chronic central serous chorioretinopathy
- P18 Poster **Tatiana Semikova** (Moscow)
Alternative method for AMD treatment
- P19 Poster **Tatiana Semikova**, S.V. Semikov (Moscow)
Result of AMD treatment using antihomotoxic medications in patient with macular tear after multiple vitreoretinal surgery Clinical case report
- P20 Poster **Martin Gliem**, P.L. Müller, F.G. Holz, P. Charbel Issa (Bonn)
Quantitative fundus autofluorescence suggests normal or low lipofuscin levels in retinal disease with drusen associated with AMD
- P21 Poster **Stanley Lambertus**, M. Lindner, N.M. Bax, M. Mauschitz, M. Schmid, M. Fleckenstein, S. Schmitz-Valckenberg, G.J. van der Wilt, F.G. Holz, C.B. Hoyng (Nijmegen, Bonn)
Progression of late-onset Stargardt disease

Social events

Friday, September 11th 2015
at 20.00 h

For all participants:
Social event and gala dinner
Orangerie at Brenner's Parkhotel
Schillerstraße 4-6, Baden-Baden

Jazz Trio „Kaffeepause“

followed by **Clubbing**

Price per person (incl. dinner and drinks):
Regular € 60
Resident/Fellow/Student € 40



Saturday, September 12th 2015
9.30 - 12.00 h

For accompanying persons:
Guided tour Festspielhaus Baden-Baden
and city stroll

A visit to the biggest German opera
and concert building comprising 2,500 seats.

Meeting point:

During a subsequent guided walk of the city
you will learn some Congress office
interesting facts about Baden-Baden's Russian history,
its Russian church and the houses of Turgenev
and Dostojevsky as well as much more of Baden-Baden's
2.000 year-old past and its spa, baths and old town district.

Price per person € 10

Recommendation

Museum Frieder Burda

The summer exhibition will focus
on the reliefs in the oeuvre of Heinz Mack (*1931),
cofounder of the group ZERO.
www.museum-frieder-burda.de



Authors

Zsolt Ablonczy
Medical University of South
Carolina
Department of Ophthalmology
167 Ashley Avenue, SEI 518E
SC 29425 Charleston
USA

Thomas Ach
Universitäts-Augenklinik
Josef-Schneider-Straße 11
97080 Würzburg
Germany

Jayakrishna Ambati
University of Kentucky
College of Medicine
Ophthalmology & Visual Science
740 S. Limestone Street
KY 40536 Lexington
USA

Stephen Beatty
Waterford Institute of Technology
Institute of Eye Surgery
Cork Road
Waterford
Ireland

Alan C. Bird
University College London
Institute of Ophthalmology
155 Turney Road
SE21 7JU London
UK

Dean Bok
Jules Stein Eye Institute
UCLA School of Medicine
Center for the Health Sciences
100 Stein Plaza
CA 90095-70 Los Angeles
USA

Catharina Busch
Charité-Universitätsmedizin
Berlin
Campus Virchow-Klinikum
Klinik für Augenheilkunde
Augustenburger Platz 1
13353 Berlin
Germany

Martin Busch
St. Franziskus-Hospital
Ophtha-Lab
Department of Ophthalmology
Hohenzollernring 74
48145 Münster
Germany

Peter Charbel Issa
Universitäts-Augenklinik
Ernst-Abbe-Straße 2
53127 Bonn
Germany

Emily Y. Chew
National Institutes of Health
National Eye Institute
NIH, Bldg. 10, CRC, Room 3-2531
10 Center Drive, MSC 1204
MD 20892 Bethesda
USA

Johanna M. Colijn
Erasmus Medical Center
Dept. of Ophthalmology
's-Gravendijkwal 230
3015 CE Rotterdam
The Netherlands

Christine A. Curcio
University of Alabama
School of Medicine
Department of Ophthalmology
1670 University Boulevard, Vol-
ker Hall 360
AL 35294-0019 Birmingham
USA

Andrew Dick
University of Bristol
Dept. of Ophthalmology
Lower Maudlin Street
BS1 2LX Bristol
UK

Petra P. Fang
Universitäts-Augenklinik
Ernst-Abbe-Straße 2
53127 Bonn
Germany

Marie-Louise Farecki
St. Franziskus-Hospital
Augenabteilung
Hohenzollernring 74
48145 Münster
Germany

Deborah Ferrington
University of Minnesota
Department of Ophthalmology
and Visual Neurosciences
380 Lions Research Bldg
2001 6th St SE
MN 55455 Minneapolis
USA

John G. Flannery
University of California, Berkeley
The Flannery Lab
132 Barker Hall, Mail Code 3190
CA 94720 Berkeley
USA

Monika Fleckenstein
Universitäts-Augenklinik
Ernst-Abbe-Straße 2
53127 Bonn
Germany

Maartje Geerlings
Radboud University Medical Centre
Department of Ophthalmology
Philips van Leydenlaan 15
6525 EX Nijmegen
The Netherlands

Martin Gliem
Universitäts-Augenklinik
Ernst-Abbe-Straße 2
53127 Bonn
Germany

Peter Gouras
Columbia University
College of Physicians and
Surgeons
Dept. of Ophthalmology
630 West 168th St.
NY 10032 New York
USA

Authors

Xavier Guillonneau
Institut de la Vision
17 rue Moreau
75012 Paris
France

Matthias Gutfleisch
St. Franziskus-Hospital
Augenabteilung
Hohenzollernring 74
48145 Münster
Germany

Wolf M. Harmening
Universitäts-Augenklinik
Ernst-Abbe-Straße 2
53127 Bonn
Germany

Peter Heiduschka
Universitäts-Augenklinik
Domagkstraße 15
48149 Münster
Germany

Britta Heimes
St. Franziskus-Hospital
Augenabteilung
Hohenzollernring 74
48145 Münster
Germany

Frank G. Holz
Universitäts-Augenklinik
Ernst-Abbe-Straße 2
53127 Bonn
Germany

Carel B. Hoyng
Radboud University Medical Centre
Department of Ophthalmology
Philips van Leydenlaan 15
6525 EX Nijmegen
The Netherlands

Saskia Jacob
Charité-Universitätsmedizin Berlin
Campus Virchow-Klinikum
Klinik für Augenheilkunde
Augustenburger Platz 1
13353 Berlin
Germany

Glenn J. Jaffe
Duke University Medical Center
Dept. of Ophthalmology
P.O. Box 3802
NC 27710 Durham
USA

Glen Jeffery
University College London
Institute of Ophthalmology
11-43 Bath Street
EC1V 9EL London
UK

Fridbert Jonasson
Landspítalinn
Dept. of Ophthalmology
101 Reykjavik
Iceland

Eveline Kersten
Radboud University Medical
Centre
Department of Ophthalmology
Philips van Leydenlaan 15
6525 EX Nijmegen
The Netherlands

Ivana K. Kim
Massachusetts Eye
& Ear Infirmary
243 Charles Street
MA 02114 Boston
USA

Alexa Klettner
Universitätsklinikum
Schleswig-Holstein
Campus Kiel
Klinik für Augenheilkunde
Arnold-Heller-Straße 3
24105 Kiel
Germany

Elod Kortvely
Universitätsklinikum Tübingen
Forschungsinstitut für
Augenheilkunde
Röntgenweg 11
72076 Tübingen
Germany

Tim U. Krohne
Universitäts-Augenklinik
Ernst-Abbe-Straße 2
53127 Bonn
Germany

Stanley Lambertus
Radboud University Medical Centre
Department of Ophthalmology
Philips van Leydenlaan 15
6525 EX Nijmegen
The Netherlands

Thomas Langmann
Universitätsklinikum Köln
Zentrum für Augenheilkunde
Experimentelle Immunologie
des Auges
Joseph-Stelzmann-Straße 9
50931 Cologne
Germany

Yara Lechanteur
Radboud University Medical Centre
Department of Ophthalmology
Philips van Leydenlaan 15
6525 EX Nijmegen
The Netherlands

Imre Lengyel
University College London
Institute of Ophthalmology
11-43 Bath Street
EC1V 9EL London
UK

Yuchen Lin
Leibniz-Institut für
Naturstoff-Forschung
und Infektionsbiologie e. V.
Beutenbergstraße 11a
07745 Jena
Germany

Moritz Lindner
Universitäts-Augenklinik
Ernst-Abbe-Straße 2
53127 Bonn
Germany

Authors

Laura Lorés de Motta
Radboud University Medical Centre
Department of Ophthalmology
Philips van Leydenlaan 15
6525 EX Nijmegen
The Netherlands

Andrew Lotery
University of Southampton
Southampton General Hospital
Duthie Building, MP8o6, Level D
Tremona Road
So16 6YD Southampton
UK

Philip J. Luthert
UCL Institute of Ophthalmology
11 - 43 Bath Street
EC1 V9EL London
UK

John Marshall
University College London
Institute of Ophthalmology
11-43 Bath Street
EC1V 9EL London
UK

Carsten H. Meyer
Pallas Klinik Aarau
Bahnhofplatz 4
5000 Aarau
Switzerland

Verena Meyer zu Westrup
Universität Münster
Institut für Epidemiologie und
Sozialmedizin
Domagkstraße 3
48149 Münster
Germany

Robert F. Mullins
University of Iowa
Department of Ophthalmology
Wynn Institute for Vision
Research
375 Newton Road
IA 52242 Iowa City
USA

Cosme I. Naval
17 AB, Strata Suites,
300P. Guevarra
1500 San Juan, Metro Manila
Philippines

Michael Oeverhaus
St. Franziskus-Hospital
Augenabteilung
Hohenzollernring 74
48145 Münster
Germany

Akio Oishi
Universitäts-Augenklinik
Ernst-Abbe-Straße 2
53127 Bonn
Germany

Daniel Pauleikhoff
St. Franziskus-Hospital
Augenabteilung
Hohenzollernring 74
48145 Münster
Germany

Diana Pauly
Universitätsklinikum
Regensburg
Klinik und Poliklinik
für Augenheilkunde
Franz-Josef-Strauß-Allee 11
93053 Regensburg
Germany

Nadine Reichhart
Charité-Universitätsmedizin
Berlin
Campus Virchow-Klinikum
Klinik für Augenheilkunde
Augustenburger Platz 1
13353 Berlin
Germany

Richard B. Rosen
The New York Eye
& Ear Infirmary
310 East 14th Street
NY 10003 New York
USA

Martin Rudolf
Universitätsklinikum
Schleswig-Holstein
Campus Lübeck
Augenklinik
Ratzeburger Allee 160
23538 Lübeck
Germany

SriniVas R. Sadda
University of Southern California
School of Medicine
Doheny Eye Institute
1450 San Pablo Street
CA 90033 Los Angeles
USA

Stanislav Saksonov
Kyiv Clinical Ophthalmology
Hospital
Eye Microsurgery Center
3, Komarov Avenue
03680 Kyiv
Ukraine

Nicole Schäfer
Klinik und Poliklinik
für Augenheilkunde
Franz-Josef-Strauß-Allee 11
93053 Regensburg
Germany

Steffen Schmitz-Valckenberg
Universitäts-Augenklinik
Ernst-Abbe-Straße 2
53127 Bonn
Germany

Ulrich Schraermeyer
Universitäts-Augenklinik
Schleichstraße 12-16
72076 Tübingen
Germany

Tatiana Semikova
Kononov Eye Center
3rd Tverskaya-Yamskaya 56/6
125047 Moscow
Russian Federation

Authors

Sobha Sivaprasad
Moorfields Eye Hospital
162 City Road
EC1V 2PD London
UK

Dzenita Smailhodzic
Radboud University Medical Centre
Department of Ophthalmology
Philips van Leydenlaan 15
6525 EX Nijmegen
The Netherlands

Lois Smith
Harvard Medical School
Boston Children's Hospital
Ophthalmology
300 Longwood Avenue
MA 02215 Boston
USA

Roland Theodore Smith
NYU School of Medicine
462 First Avenue
NY 10016 New York
USA

Richard F. Spaide
Vitreous-Retina-Macula
Consultants of New York
460 Park Avenue, 5th Floor
NY 10022 New York
USA

Janet R. Sparrow, PhD
Columbia University
Department of Ophthalmology
635 West 165th Street
NY 10032 New York City
USA

Giovanni Staurengi
University of Milan
Dept. of Biomedical and
Clinical Sciences „Luigi Sacco“
Sacco Hospital, Eye Clinic
Via G.B. Grassi, 74
20157 Milan
Italy

Julia S. Steinberg
Universitäts-Augenklinik
Ernst-Abbe-Straße 2
53127 Bonn
Germany

Olaf Strauß
Charité-Universitätsmedizin
Berlin
Campus Virchow-Klinikum
Klinik für Augenheilkunde
Augustenburger Platz 1
13353 Berlin
Germany

Thomas Theelen
Radboud University Medical Centre
Department of Ophthalmology
Philips van Leydenlaan 15
6525 EX Nijmegen
The Netherlands

Adnan Tufail
Moorfields Eye Hospital
162 City Road
EC1V 2PD London
UK

Freekje van Asten
Radboud University Medical Centre
Department of Ophthalmology
Philips van Leydenlaan 15
6525 EX Nijmegen
The Netherlands

Johanna Madeleine Walz
Universitäts-Augenklinik
Killianstraße 5
79106 Freiburg i. Breisgau
Germany

Susanne Wasmuth
St. Franziskus-Hospital
Ophtha-Lab
Department of Ophthalmology
Hohenzollernring 74
48145 Münster
Germany

Bernhard H. F. Weber
Universitätsklinikum
Institut für Humangenetik
Franz-Josef-Strauß-Allee 11
93053 Regensburg
Germany

Thomas Wecker
Universitäts-Augenklinik
Killianstraße 5
79106 Freiburg i. Breisgau
Germany

Robert Wilke
Städtisches Klinikum
Augenklinik
Friedrichstraße 41
01067 Dresden
Germany

Sebastian Wolf
Universitäts-Augenklinik
Inselspital
Freiburgstrasse 8
3010 Bern
Switzerland

Uwe Wolfrum
Johannes-Gutenberg
Universität Mainz
Institut für Zoologie
Abt.-I- AG Wolfrum
Müllerweg 6
55099 Mainz
Germany

Yuhua Zhang
University of Alabama
at Birmingham
Department of Ophthalmology
1670 University Boulevard,
Volker Hall 390C
AL 35294-0019 Birmingham
USA

Martin S. Zinkernagel
Universitäts-Augenklinik
Inselspital
Freiburgstrasse 8
3010 Bern
Switzerland

Exhibitors

Bayer HealthCare
Kaiser-Wilhelm-Allee 70
51366 Leverkusen
Germany
www.bayer.de

bon Optic Vertriebsgesellschaft mbH
Stellmacherstraße 14
23556 Lübeck
Germany
www.bon.de

D.O.R.C. Deutschland GmbH
Schießstraße 55
40549 Düsseldorf
Germany
www.dorc.eu

F. Hoffmann-La Roche Ltd.
Global Medical Affairs - I2O
Bldg. 074/3O.Z16.339
Grenzacherstrasse 183
4070 Basel
Switzerland
www.roche.com

Heidelberg Engineering GmbH
Tiergartenstraße 15
69121 Heidelberg
Germany
www.HeidelbergEngineering.de

IRIDEX Corporation
1212 Terra Bella Avenue
94043-1824 Mountain View, CA 94043
USA
www.irisix.com

Novartis Pharma GmbH
Roonstraße 25
90429 Nürnberg
Germany
www.novartis.de

OmniVision GmbH
Lindberghstraße 9
82178 Puchheim
Germany
www.omnivision.de

Optovue
2800 Bayview Drive
CA 94539 Fremont
USA
www.optovue.com

Pharm-Allergan GmbH
Westhafenplatz 6-8
60327 Frankfurt
Germany
www.allergan.de

Reichert GmbH - Buchhandlung für Medizin
Fabrikstraße 23
64625 Bensheim
Germany
www.bookmed-reichert.de

Théa Pharma GmbH
Schillerstraße 3
10625 Berlin
Germany
www.theapharma.de

Ursapharm Arzneimittel GmbH
Industriestraße 35
66129 Saarbrücken
Germany
www.ursapharm.de

Carl Zeiss Meditec Vertriebsgesellschaft mbH
Rudolf-Eber-Straße 11
73447 Oberkochen
Germany
www.meditec.zeiss.com

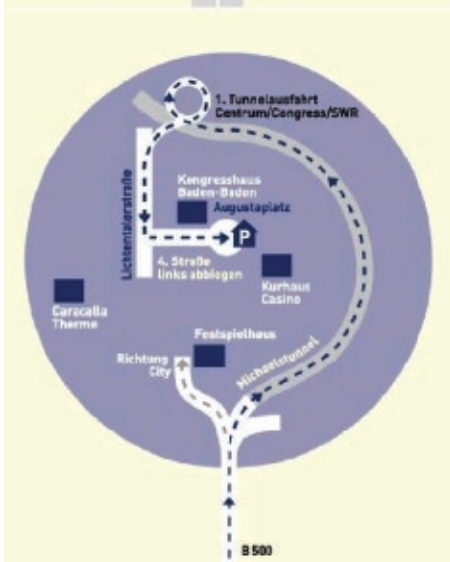
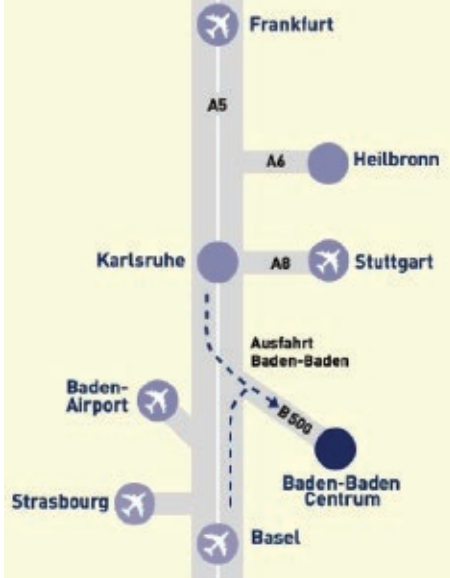
Travel

by plane:

commuting from airport
Frankfurt/M → 1 1/2 hours
Stuttgart → 1 hour
Basel → 1 1/4 hours

by train:

Main rail line Frankfurt - Basel
Station Baden-Baden



by car:

Autobahn (BAB) A 5
Karlsruhe → Freiburg →
Baden-Baden
Approach from BAB 5
Exit Baden-Baden.

Continue on B 500 in the direction of the city (Zentrum) into tunnel (Michaelstunnel). Turn left at 1st exit: Congress / Rebland / SWR. Drive straight ahead until you reach the Augusta-car park on the left side in front of the congress centre Baden-Baden.

VI. International Symposium on AMD Age-Related Macular Degeneration –

Emerging Concepts – Exploring known and Identifying new Pathways
September 11th - 12th, 2015, in Baden-Baden, Germany



Under the auspices
of the DGS
The German Society
of Ophthalmology

I register definitely for the VI. International Symposium on AMD

Title	Mr./Mrs.	Name	Firstname
Institute			
Institute address			
ZIP code		Town	Country
E-Mail			
Phone			
Date		Signature (don't forget to sign)	

Important: Please print! You will receive a confirmation. Cancellation has to be made via mail or via fax (+49 (0)2 11 / 59 35 60) by September 6th, 2015. In any case an administration charge of € 20 has to be made. No refunds will be made after this date.

For German participants: Bitte kleben Sie einen Aufkleber mit Ihrer Fortbildungsnummer (EFN/Barcode) auf die Vorderseite dieser Anmeldung!

Social events (please tick)

- Gala dinner (Friday)
_____ person/-s
- Guided tour Festspielhaus Baden-Baden
and city stroll (Saturday)
_____ person/-s

I am a (please tick)

- Regular Resident*, Fellow*
 Student*, unemployed person*

(*presentation of appropriate proof of status required)

Payment (please tick required method):

- Bank transfer Credit card: Mastercard VISA American Express

Card No.:

Valid:

Card Validation Code (3 or 4 digits):

Hotel reservation (See list of hotels in the program for further details)

Arrival date:	Departure date:	Please tick <input type="checkbox"/> Single room (SR) <input type="checkbox"/> Double room (DR)	
<input type="checkbox"/> Hotel Merkur**** SR: € 120 DR: € 120	<input type="checkbox"/> Atlantic Parkhotel**** SR: € 159 DR: € 279		
<input type="checkbox"/> Heliopark Bad Hotel zum Hirsch**** SR: € 176 DR: € 176	<input type="checkbox"/> Brenners Park Hotel & Spa***** SR: € 303 DR: on request only		
<input type="checkbox"/> Radisson Blu Badischer Hof**** SR: € 125 DR: € 174			

Special request

Service and VAT (value added tax) are included in the room rate. The rooms will be confirmed by Congress-Organisation Gerling GmbH, Düsseldorf, in order of their receipt. To guarantee your requested hotel, reservations should be made as soon as possible. Please do not reserve your hotel by phone. For cancellation and/or rebooking after confirmation an administration charge of € 20 will be made. In case of cancellation of the hotel reservation or if the participation is partly or fully cancelled after the indicated deadline Congress-Organisation Gerling GmbH reserves the right to charge up to 100 % of the agreed accommodation price.



Wertstraße 23 · D-40549 Düsseldorf
Fax: +49 (0)2 11 / 59 35 60

(Stamp)

Please
Prepay

For German participants:

BARCODE-AUFKLEBER
EFN-FORTBILDUNGSNUMMER

Rückantwort
Congress-Organisation
Gerling GmbH
Wertstraße 23
40549 Düsseldorf
Germany